

Journal

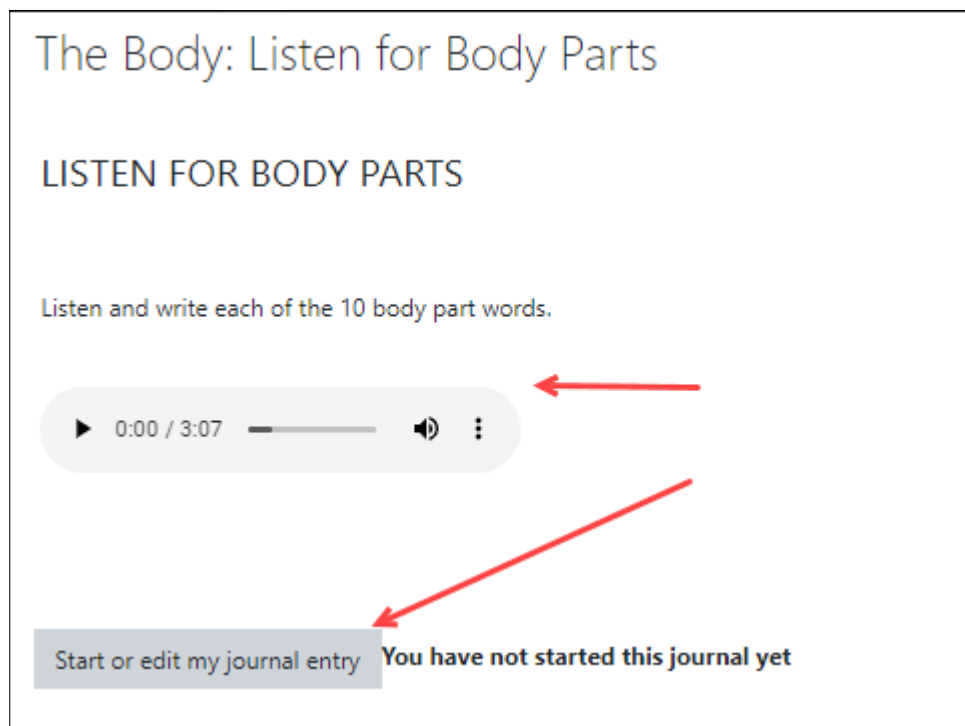
A **Journal** lets you complete a task by typing your response. Some Journal activities ask you to listen to an audio and type your response.

1. Click on the **Journal** link.

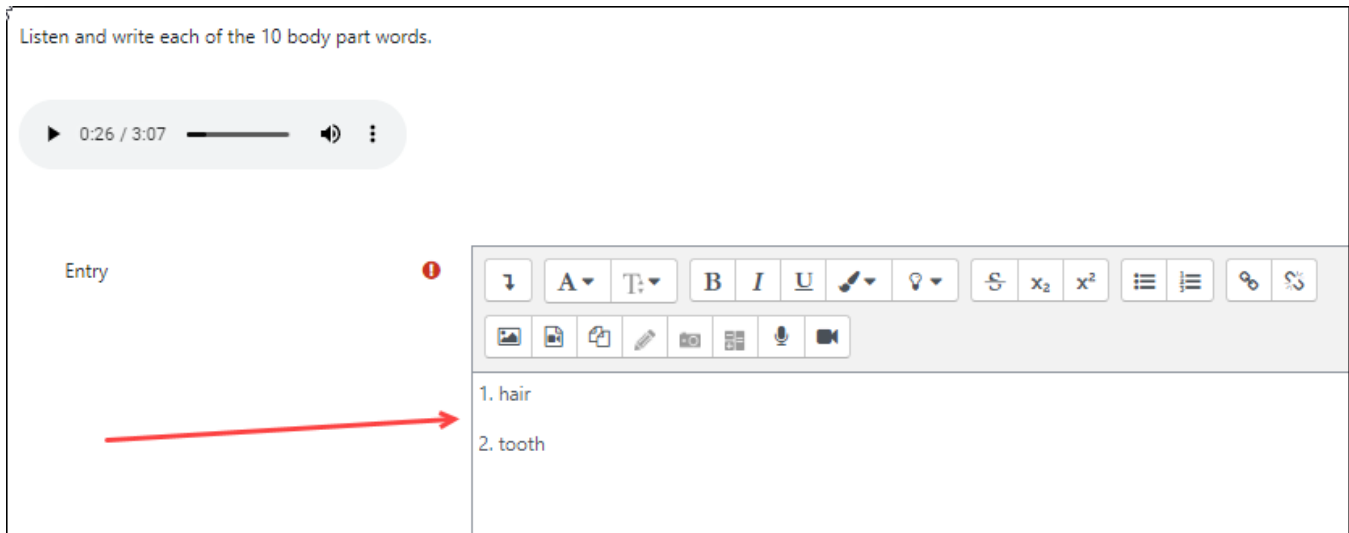


The activity appears.

2. Read or listen to the instructions. Click on the **Start or edit my journal entry** button.



The journal entry screen appears. In this example, you listen to the words, and type in the **Entry** box.



Listen and write each of the 10 body part words.

▶ 0:26 / 3:07

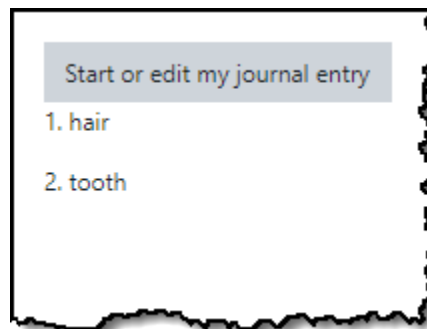
Entry

1. hair
2. tooth

3. Click the **Save changes** button.

Save changes

Your journal entry is now visible below the assignment, and you can edit the information there by repeating Step 2 above.



Start or edit my journal entry

1. hair
2. tooth

4. Click on the **Breadcrumb menu** to return to your course.

Dashboard / ESL eUnits / **The Body** / The Body: Listen for Body Parts

Appendix