

Assignments

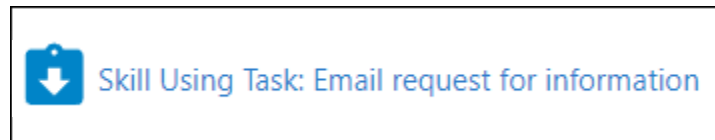
Overview

Assignments let you complete a task by typing your response in different formats. There are also some **Assignments** that let you speak and record your response.

You will find Assignment activities in your course. All Assignment activities have this icon.

Writing Assignments

1. Click on the **Assignment** link.



The activity appears.

2. Read the instructions. Click on the **Add submission** button.

Skill Using Task: Email request for information


Request for information

In this activity, you will have an opportunity to write a formal email requesting information about a job advertisement that you saw posted in the Toronto Star newspaper. Using the format below, complete your 1st draft by hand. Afterwards, you will post it in the text box below for your teacher to read and provide feedback.

Marking:
You will receive a mark out of 10 for attention to the instructions and for using language from the **Steps** within this lesson.

Format:

To
From
Subject



Submission status

Submission status	No attempt
Grading status	Not graded
Last modified	-
Submission comments	▶ Comments (0)

Add submission

The file submission screen appears. You may be asked to add a file from your computer using drag and drop or type your response directly into the space called **Online text**.

File submissions Maximum file size: 20MB, maximum number of files: 20

Files

You can drag and drop files here to add them.

Online text

Or type here if available

3. Drag and drop your file, or type your response.

4. Click the **Save changes** button.

Save changes

Your submission status now confirms that you have submitted your work for grading. You can also see anything you typed in the Online text area on this screen, or the file you submitted, if one was added.

Submission status

Submission status	Submitted for grading
Grading status	Not graded
Due date	Thursday, 17 November 2022, 12:00 AM
Time remaining	6 days 14 hours
Last modified	Thursday, 10 November 2022, 9:40 AM

Submission comments

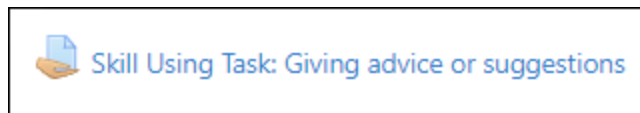
▶ Comments (0)

Online text

+
This is my response.

Speaking Assignments

1. Click on the **Assignment** link.



The activity appears.

2. Read the instructions. Click on the **Add submission** button.

Skill Using Task: Giving advice or suggestions


Advice or suggestions about speeding in a school zone

Instructions:
In the lesson this week you have learned about modals of advice, modals of suggestion and about giving warnings and predicting consequences. Now it is time to practice putting all the steps into action.
Imagine that a friend, or a close relative of yours ignores the speed limits allowed in school zones. Take notes and write down some advice or suggestions that you would give to this person, as well as possible consequences that this person may face for breaking this law.
Then record a two-minute submission talking about advice and possible consequences that you would tell this person.

Please Note:
Before you record please think about what you have already studied this week, try to use the language from the previous steps in your submission.

Marking:
You will receive a mark out of 10 for attention to the instructions and clarity in your recording.

*Please take some time to practice your response a few times. When you are ready to record your voice, click on the **Add submission** button below to begin.*

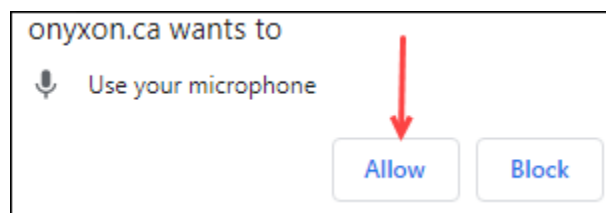


Submission status

Submission status	No attempt
Grading status	Not graded
Last modified	-
Submission comments	Comments (0)

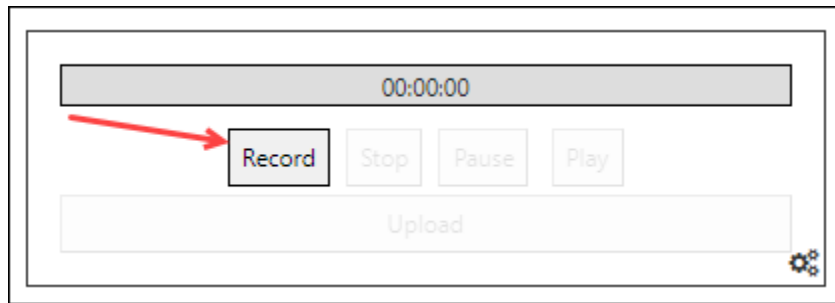
[Add submission](#)

A popup may appear from your computer requesting permission to use your microphone. Click **Allow**.



The recorder appears with a timer.

3. Click the **Record** button to speak your response into the microphone.



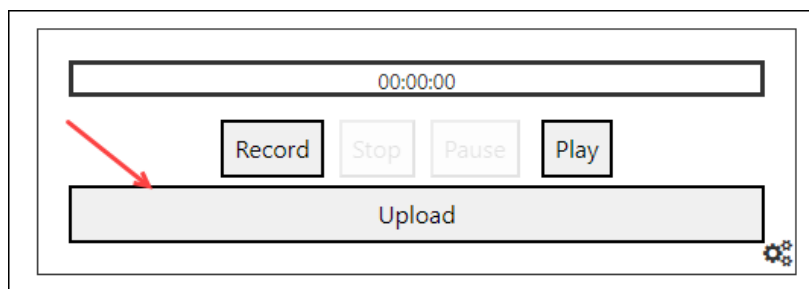
Note that time counter will count down as you speak. You will all see a **Stop** button and a **Pause** button.

4. Click the **Stop** button when you are finished.



The screen changes.

5. Click the **Upload** button to submit your recording.



Your submission status now confirms that you have submitted your work for grading. You can see the recording.

Submission status

Submission status	Submitted for grading
Grading status	Not graded
Due date	Thursday, 17 November 2022, 12:00 AM
Time remaining	6 days 13 hours
Last modified	Thursday, 10 November 2022, 10:15 AM

Online Poodll

▶ 0:00 / 0:11

Submission comments

▶ Comments (0)