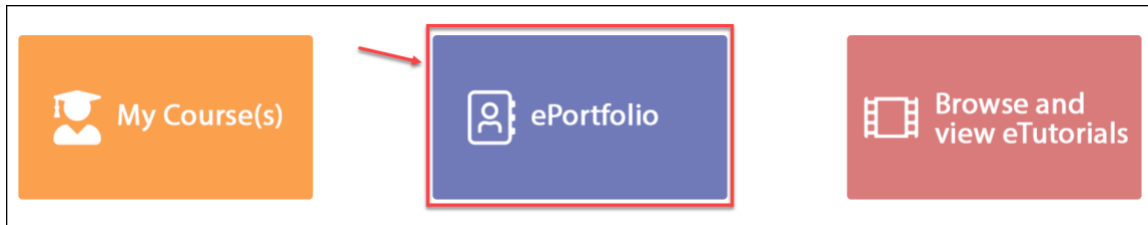
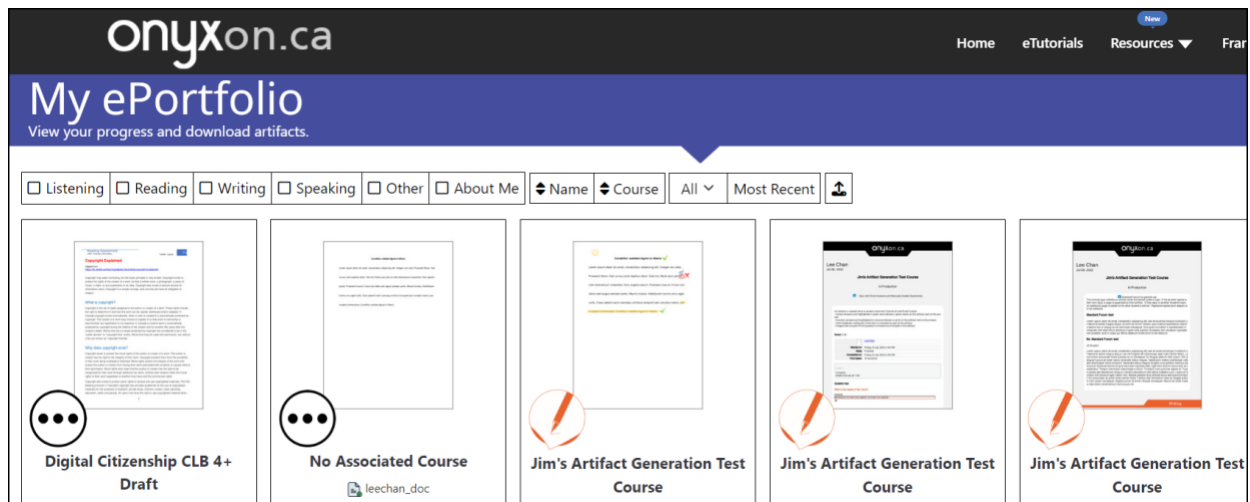


Accessing your Onyxon.ca ePortfolio and Artifacts

1. Log in to Onyxon.ca.
2. On the home page, click on the *ePortfolio* button.

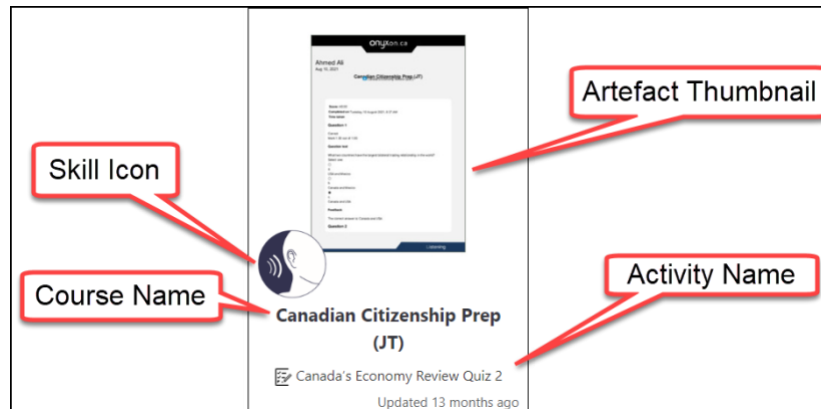


The page *My ePortfolio* appears.

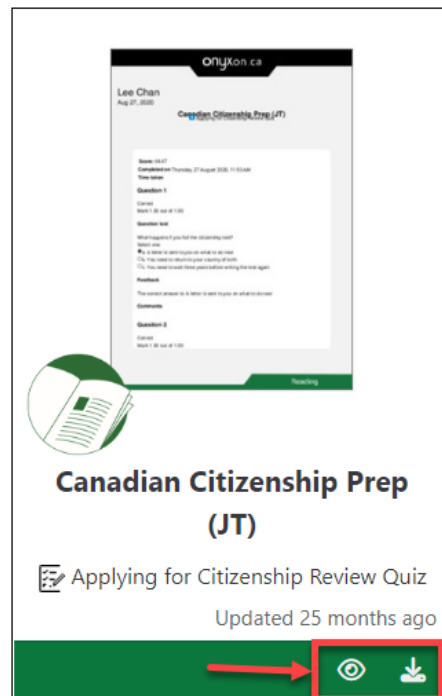


Here you can see a card for each of your ePortfolio submissions. These cards show all your *Listening, Speaking, Reading, Writing, Other* and *About Me* artifacts.

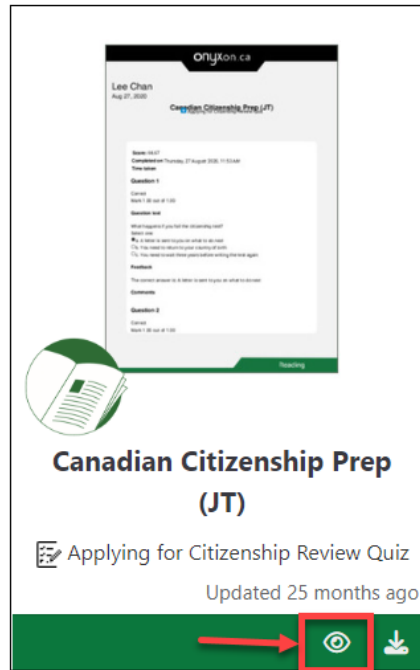
On each artifact card you can see the following parts:



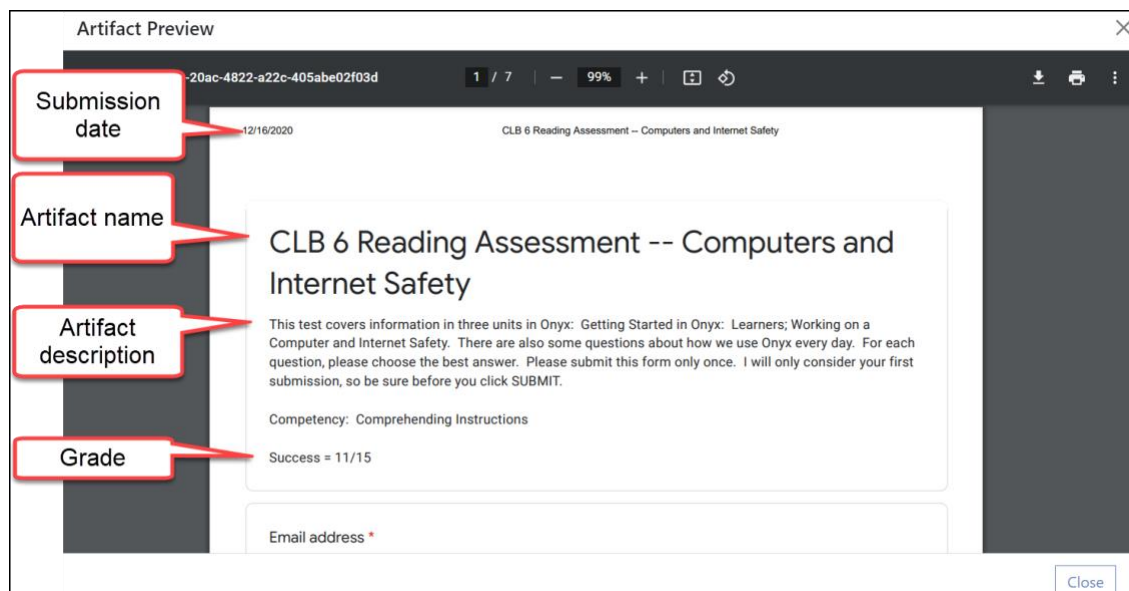
There are two buttons at the bottom of each card: *View* and *Download*.




10. Click on the *View* button  to see the *Artifact Preview* panel.

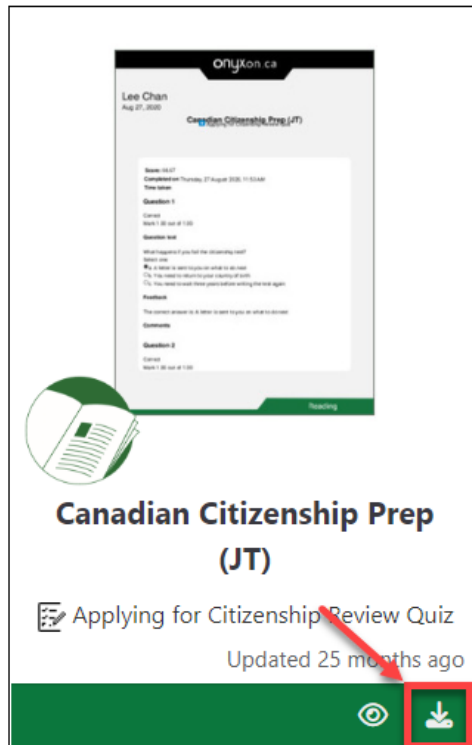


On the *Artifact Preview* panel, you can see:



See the document *How to Preview Artifacts in an Eportfolio* to learn more.

11. Click on the *Download* button  to download the artifact if needed. (See the document *Downloading an Artifact* to learn more.)



The image shows a screenshot of a document page from onyxon.ca. The document is titled "Canadian Citizenship Prep (JT)" and is a review quiz. It includes a header with the user's name "Lee Chan" and the date "Aug 27, 2020". The document content shows a quiz question: "What happens if you fail the citizenship test?" with a feedback message: "The correct answer is to take the test again on another date." Below the document preview is a green bar containing two icons: a magnifying glass and a download icon. The download icon is highlighted with a red square. A red arrow points from the text "Updated 25 months ago" to the download icon.

Canadian Citizenship Prep (JT)

Applying for Citizenship Review Quiz

Updated 25 months ago