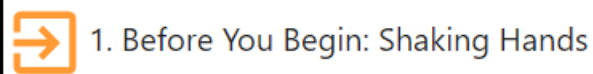


Feedback

A **Feedback** activity has some questions. These questions ask what you think or know about something.

1. Click on a **Feedback** link.



The **Feedback** page appears.

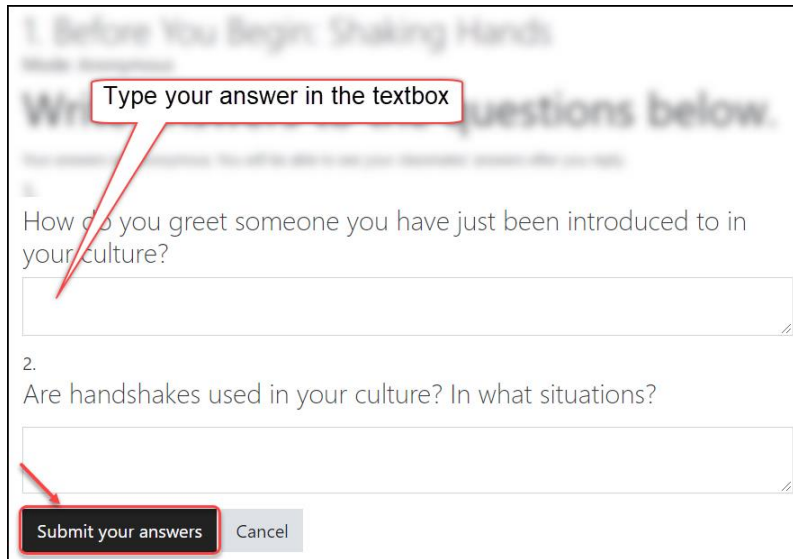
2. Read the text on the page.

A screenshot of the feedback page content. At the top, it says "1. Before You Begin: Shaking Hands" with a magnifying glass icon. Below this is a light blue box with the title "Introductions and Handshakes" in red. Inside the box is a photograph of two people shaking hands. Below the photo is a paragraph of text: "In the world of changing social etiquette, it is hard to know whether to shake hands when you first meet someone. Here are some observations:". This is followed by a bulleted list of five points about handshakes. At the bottom of the blue box, there is a line of text: "Answer the questions about handshakes by clicking on 'Answer the questions' under this text box. Your answers are anonymous." Below the blue box is a button labeled "Answer the questions" with a red arrow pointing to it from the right.

3. Click on the **Answer the questions** link.

4. Read the question.

For some **Feedback** activities, you need to type the answer in the box.



1. Before You Begin: Shaking Hands

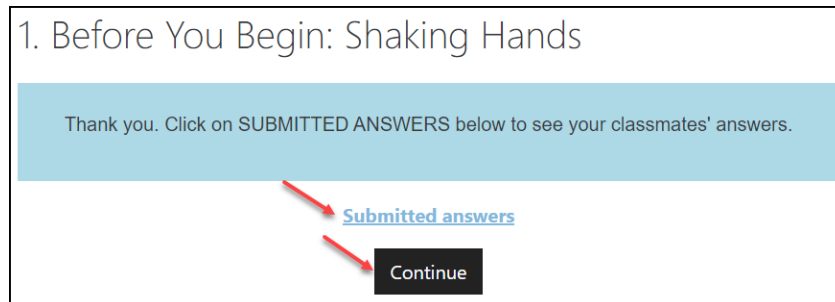
Write your answers to the questions below.

1. How do you greet someone you have just been introduced to in your culture?

2. Are handshakes used in your culture? In what situations?

Submit your answers Cancel

5. Click on the **Submit your answers** button when you finish typing your answers.



1. Before You Begin: Shaking Hands

Thank you. Click on SUBMITTED ANSWERS below to see your classmates' answers.

[Submitted answers](#)

Continue

If you click on **Submitted answers**, you will see all learners' answers.

If you click on **Continue**, you will go back to your course page.

For some **Feedback** activities, you might have multiple-choice questions.

6. Choose the answer that best fits you.

12. Before You Go: Your Feedback on the Shop for Clothes Unit

Mode: Anonymous

1. Can you use this learning in your life?

Yes.

No.

I don't know.

2. Do you want more practice in class?

Yes. A lot of practice.

Some practice.

No.

3. If you can, say why.

Click on the answer that best fits you

Type your answer in the box

Click when finished

Answer all the questions and click on the **Submit your answers** button.

7. Click on the **Continue** button to return to the course.

Your answers have been saved. Thank you.

12. Before You Go: Your Feedback on the Shop for Clothes Unit