

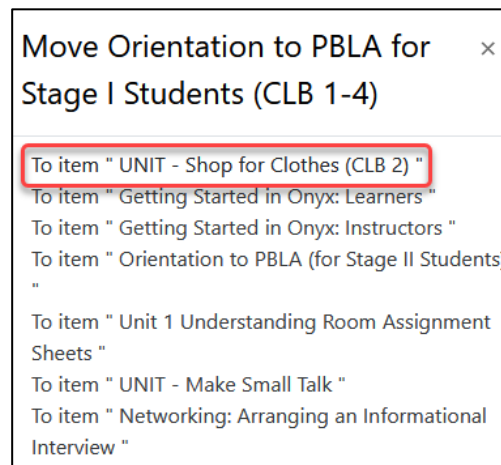


Moving Course Topics in Onyx

Repositioning topics in the course main menu allows the instructor to change the sequence of topics in the course.

Moving Topics

1. On the course page, click on the *Turn Edit On* button. 
2. Editing icons appear on the course page.
3. Click on the *Move section* icon beside the *topic* to be moved. 
4. A list of the course *topics* appears in a pop up *Move panel* the middle of the screen.



5. Scroll to locate the item under which the *topic* will appear.
Note: If moving a topic down a course page, the topic will be placed under the topic selected in the *Move panel*. A topic moved up a course page will be placed above the topic selected in the *Move panel*.
6. Click on that *topic* item.
The *topic* is moved to its new position.
7. Click on the *Turn Edit Off* button. 