

## H5P Activities

### Overview

With **H5P** activities you can:

- practice reading,
- watch videos,
- listen to sound, and
- answer questions.

You can see your score after each question and at the end of the activity.

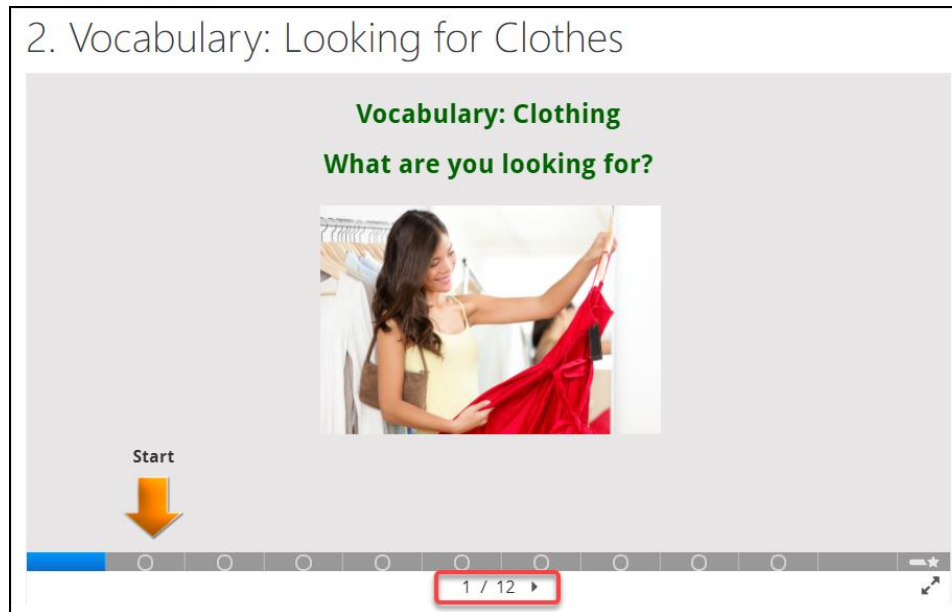
### Taking an H5P Quiz

1. Click on an **H5P** activity link.



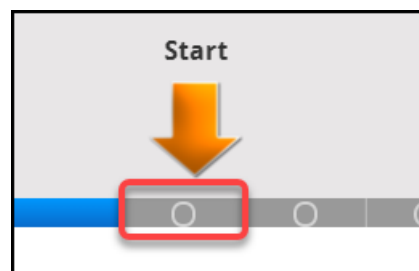
2. Vocabulary: Looking for Clothes

The **H5P** activity appears. This is the first slide.



This **H5P** activity has 12 slides.

2. To start the activity, click on the **Start** button at the bottom of the screen.



3. On this slide, click on the sound icons to listen to the words and sentences.



4. Drag the words to the blanks to make a sentence.

## 2. Vocabulary: Looking for Clothes

Listen. Move the words to complete the sentence.

Click to hear the sentences

a pair of black shoes



black shoes I'm a pair of looking for

Drag the words to the blanks to make a sentence

5. Correct words turn green and incorrect words turn red.

I'm ✓ looking for ✓ black shoes ✗  
a pair of ✗ .

6. You can see your score and the number of correct answers.

You got 2 of 4 points

2/4

7. Click on **Show solution** to see the correct answers.

Show solution

The correct answers are given in green.

8. Click on the **Retry** button to start again.



9. For some **H5P** activities, you might need to type the correct answers in the blanks.


7. What colour and size? (Part 2)

▶ Type the correct word to answer the question.

**What is the woman looking for?**  
She is looking for some .

**What colour is she looking for?**  
She is looking for some  pants.

**What size is she looking for?**  
She is looking for .



Type the word in the blank

◀ 4 / 9 ▶

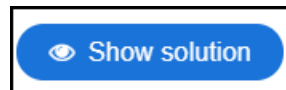
10. Move your mouse to the blank and type the word.

**What is the woman looking for?**  
She is looking for some

11. Press the **Enter** key on your keyboard.
12. If the answer is correct, it will turn green. If it is incorrect, it will turn red.



13. Click on **Show solution** to see the correct answers.



14. Click on **Retry** to do the activity again.



15. To complete the activity, click on the **Final slide** icon. If you do not click the last slide, your score will not be saved and you will have to do the activity again.



16. The **Summary slide** appears.

## 2. Vocabulary: Looking for Clothes

Slide	Score/Total
Slide 2:	2/4
Slide 3:	3/3
Slide 4:	2/4
Slide 5:	4/4
Slide 6:	2/2
Slide 7:	1/2
Slide 8:	2/2
Slide 9:	1/2

Share Result 

Total Score  18 / 25

[Show solutions](#) [Retry](#)

◀ 12 / 12 ▶


17. You can choose the **Show solutions** button or the **Retry** button here.

18. Click on the unit name in the **Breadcrumb menu** to return to the course main page.

## Beverly's Class

Dashboard / My courses / Beverly's Class / **UNIT - Shop for Clothes (CLB 2)** / 2. Vocabulary: Looking for Clothes

If you complete the activity, a green checkmark appears.

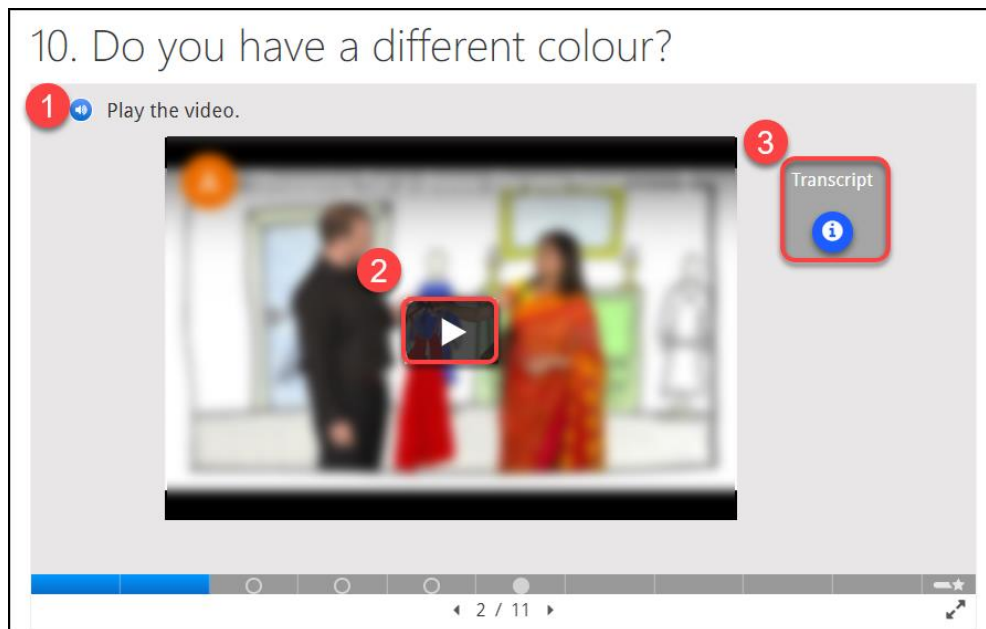

2. Vocabulary: Looking for Clothes


## Videos and Transcripts

Some of the **H5P** activities have videos with transcripts.

This slide includes:

- 1 sound instructions
- 2 a video
- 3 a Transcript button



1. To listen to the instructions, click on the **Sound** icon.



2. To see the video transcript, click on the **Transcript** button.

The **Transcript** looks like this.

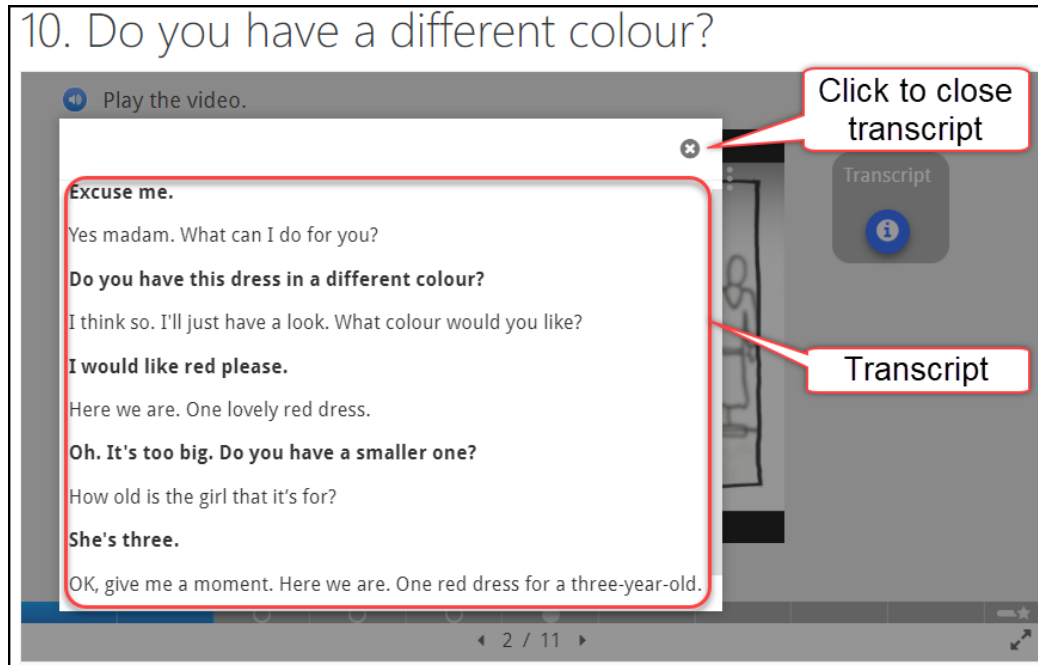
10. Do you have a different colour?

Play the video.

Excuse me.  
Yes madam. What can I do for you?  
**Do you have this dress in a different colour?**  
I think so. I'll just have a look. What colour would you like?  
**I would like red please.**  
Here we are. One lovely red dress.  
**Oh. It's too big. Do you have a smaller one?**  
How old is the girl that it's for?  
**She's three.**  
OK, give me a moment. Here we are. One red dress for a three-year-old.

Click to close transcript

Transcript



3. To close the **Transcript**, click on the **X**.

4. To watch the video, click on the **Play** button.

