

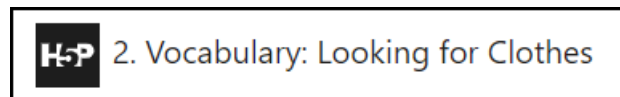
H5P Activities

Overview

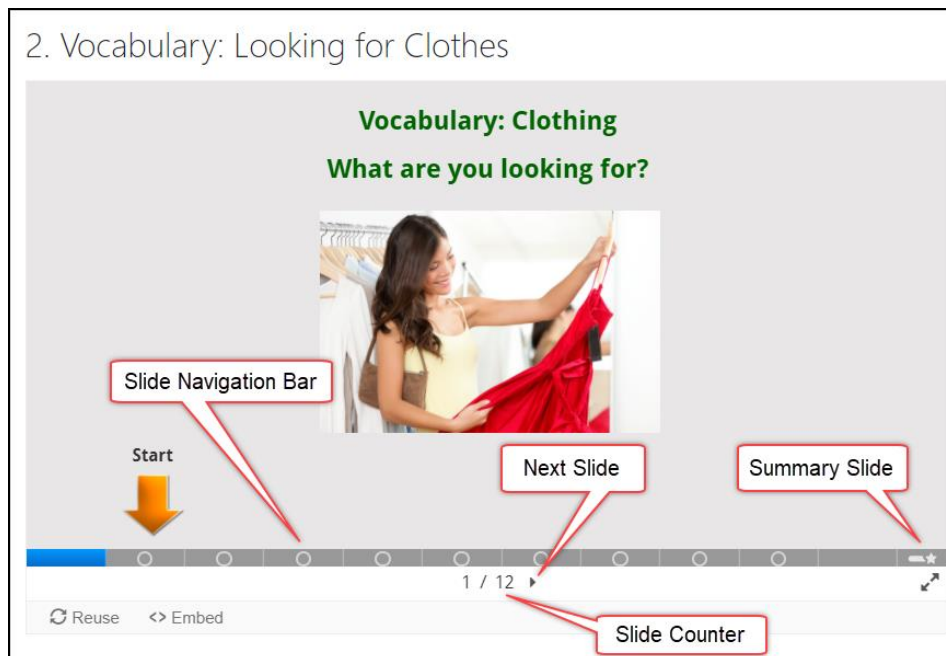
H5P activities are used throughout this server. These activities allow learners to view videos, listen to audio and interact with the media in a variety of ways. Learners can pace their learning experience with navigation controls and interactive questioning. Feedback is immediate and cumulative. Results of learner interaction with an H5P activity are recorded and displayed to learners on a summary screen.

H5P Learner Experience

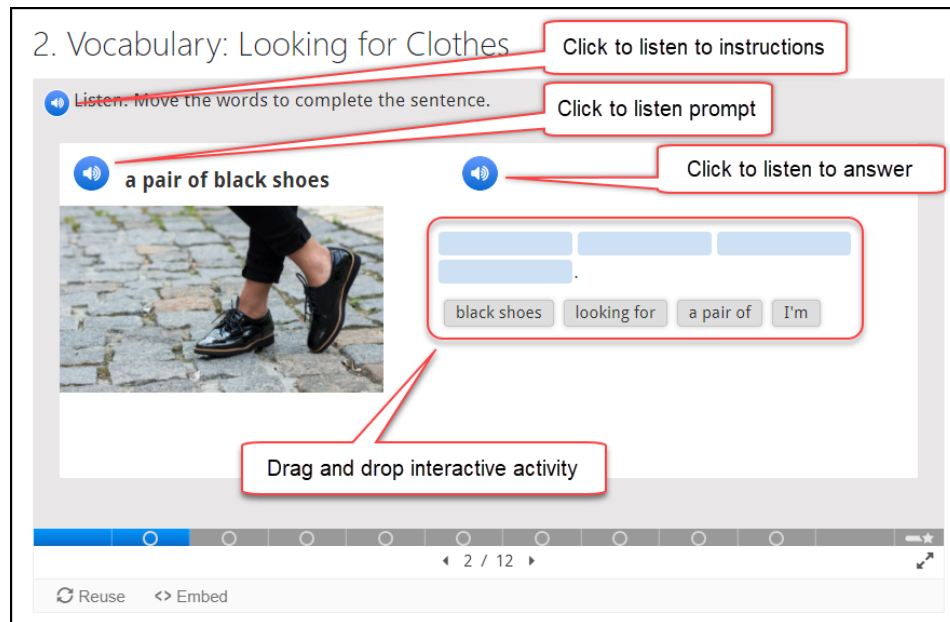
On the course page, click the *H5P* activity link.



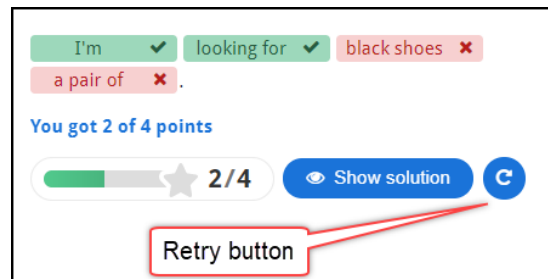
1. The *H5P* activity appears. To continue with the activity, the learner clicks on the next slide icon. This *H5P* activity has 12 slides.



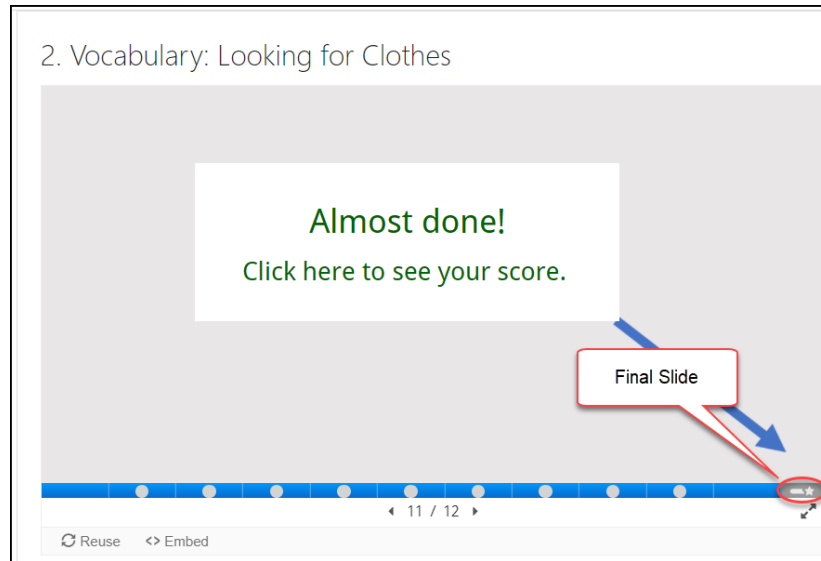
2. Activities in *H5P* are intuitive. On the slide shown here, learners click the *audio icons* to listen to instructions or language models, complete the activity and see the results.



3. When the learner drags all parts of the sentence, the results appear. If the result is not correct, *H5P* provides learning support in the form of color coding the correct and incorrect answers in green and red and providing a *Retry button* or a *Show solution button*.



4. To complete the activity, the learner clicks on the *Final slide* icon.

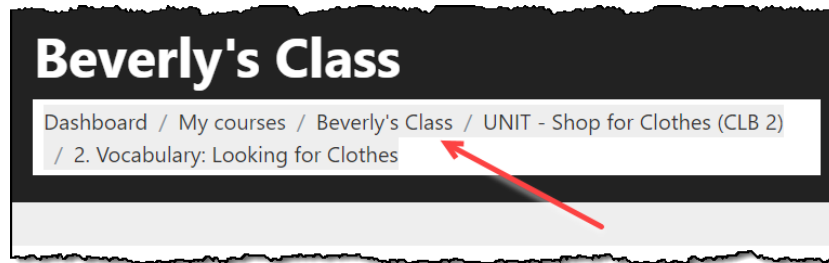


Learners ***MUST*** view the final slide in order to have their activity grade recorded.

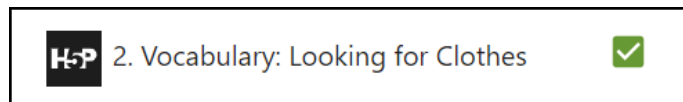
5. The activity *Summary slide* appears. The scores for each question are shown individually, together with a Total score at the bottom. Once again, *H5P* provides learning support in the form of a *Retry button* or *Show solutions button*.



Learners must use the Breadcrumbs menu to return to the course main page.



6. If the learner completes the H5P activity, a green checkmark appears in the *Activity completion* checkbox. (In some courses, a learner must receive a passing grade for the green checkmark to appear in the *Activity completion* checkbox.)

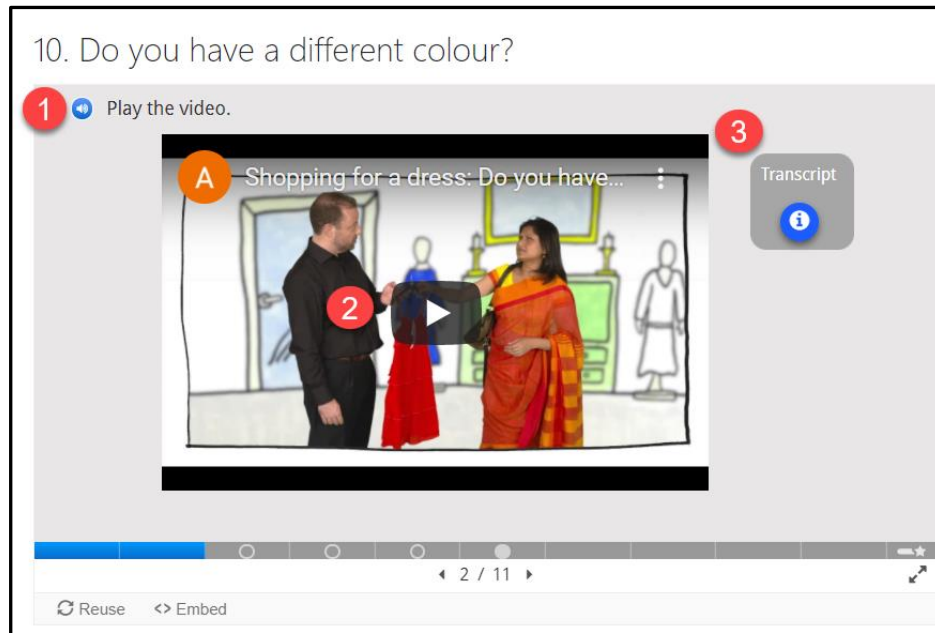


Videos and Transcripts

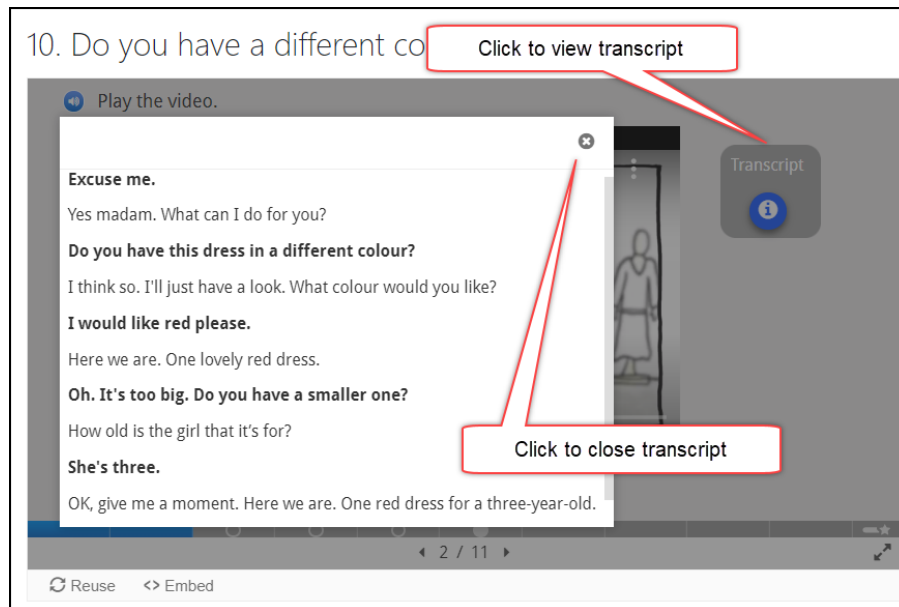
In some of the *H5P* activities, videos appear in single slides. Often these are accompanied by text transcripts to support learning.

This *H5P* activity slide contains a video. This slide includes:

1. audio instructions
2. a video
3. a text transcript of the video narration



1. To access the video transcript, the learner clicks on the *Transcript* icon.
2. The transcript appears over the slide.
3. To close the transcript, learners click on the **X** at the top right corner of the transcript window.



4. To play the video, learners click on the *Play* icon in the centre of the screen.